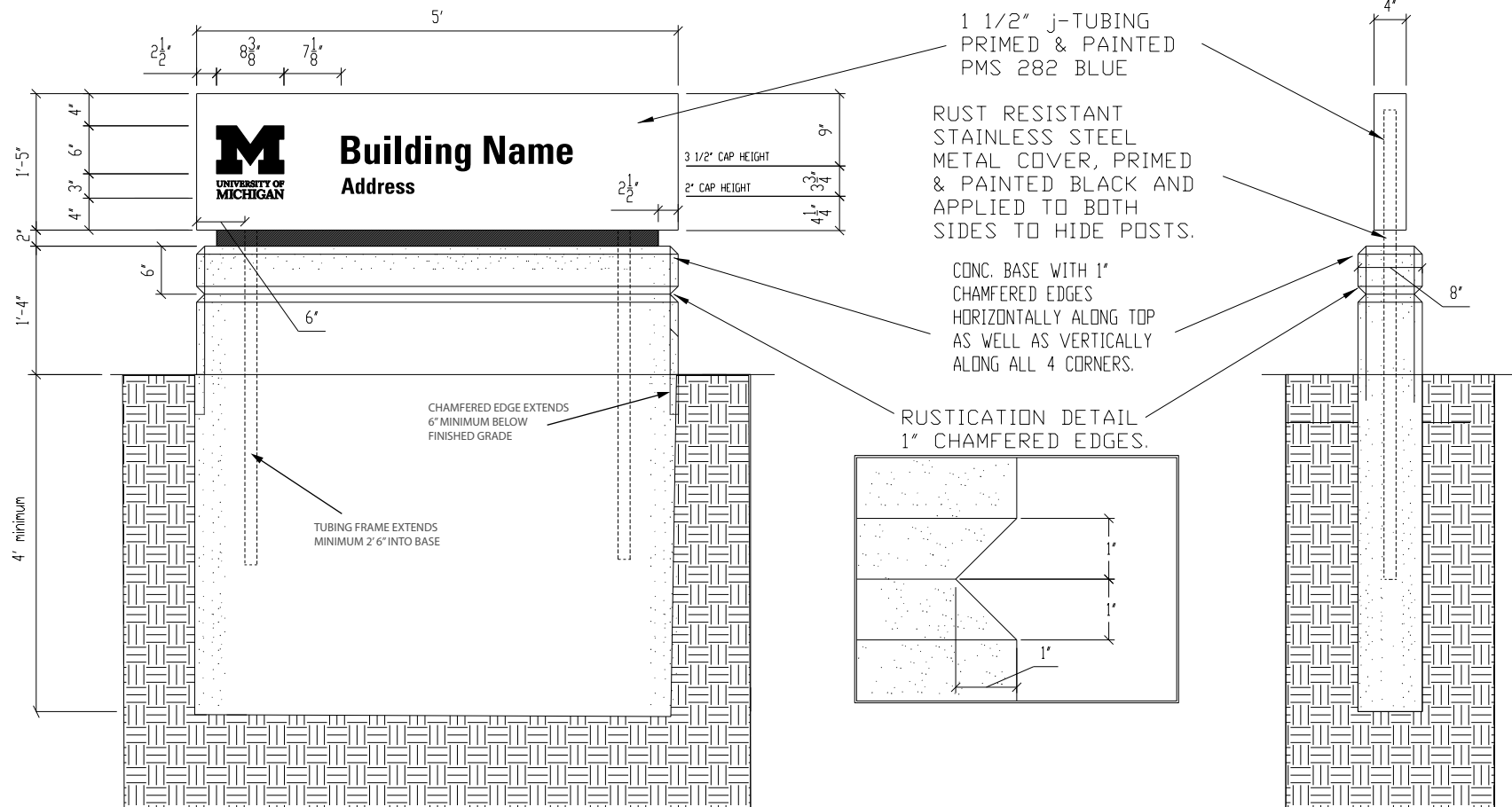


SAMPLE TEMPLATE FOR BUILDING SIGNS - SEE NOTES BELOW

-- SIGN # TBD. SIGN FACE DETAIL - SEE OTHER SHEET FOR FULL DETAILS AND DIMENSIONS



- SIGN SIZE VARIES DEPENDING ON NEED AND MAY BE 4', 5' OR 6' IN LENGTH
- LETTERING ON FACE AND SPACING WILL VARY DEPENDING ON BUILDING NAME
- UNIVERSITY PLANNER'S OFFICE (UPO) WILL DETERMINE SIZE OF SIGN(S)
- DESIGN MANAGER TO CONTACT UPO DURING SCHEMATIC DESIGN PHASE FOR DETAILS ON SIZE AND FOR LAYOUT
- CONTRACTOR TO PROVIDE SHOP DRAWING FOR UPO APPROVAL
- CONTACT UPO FOR MICROSTATION OF CAD DRAWINGS. DESIGNER MUST PURCHASE SPECIAL FONT (UNIVERS 67 CONDENSED BOLD) BEFORE USING MICROSTATION OR CAD.
- UPO TO PROVIDE AN IMAGE FILE (NO FONTS) OF THE LOGO (BLOCK M AND WORDS "UNIVERSITY OF MICHIGAN")


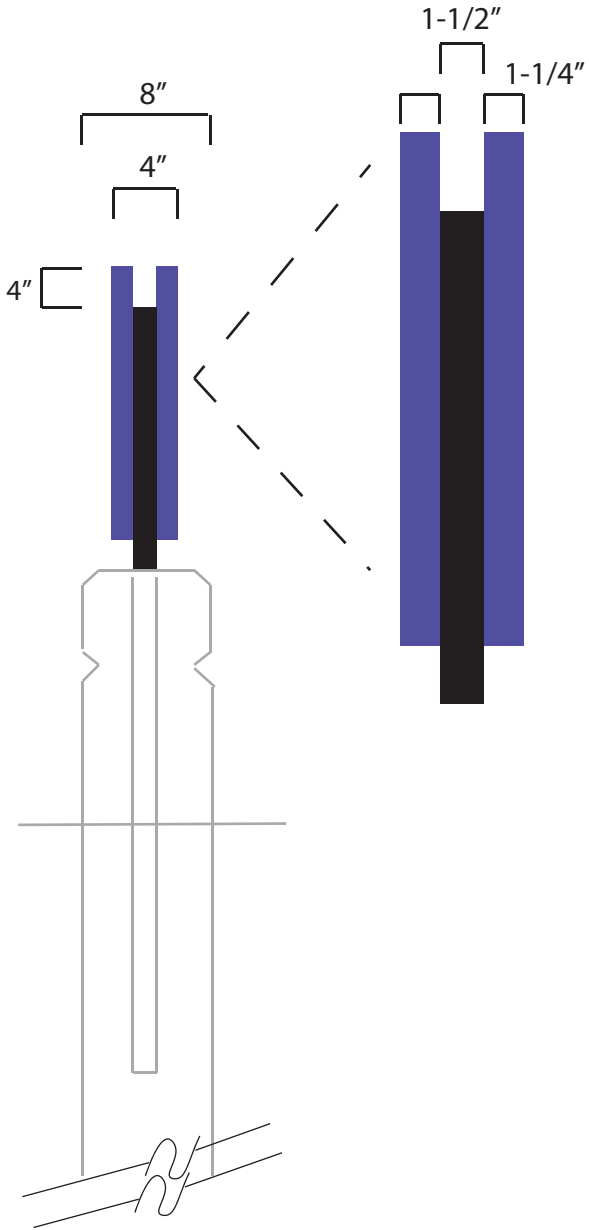
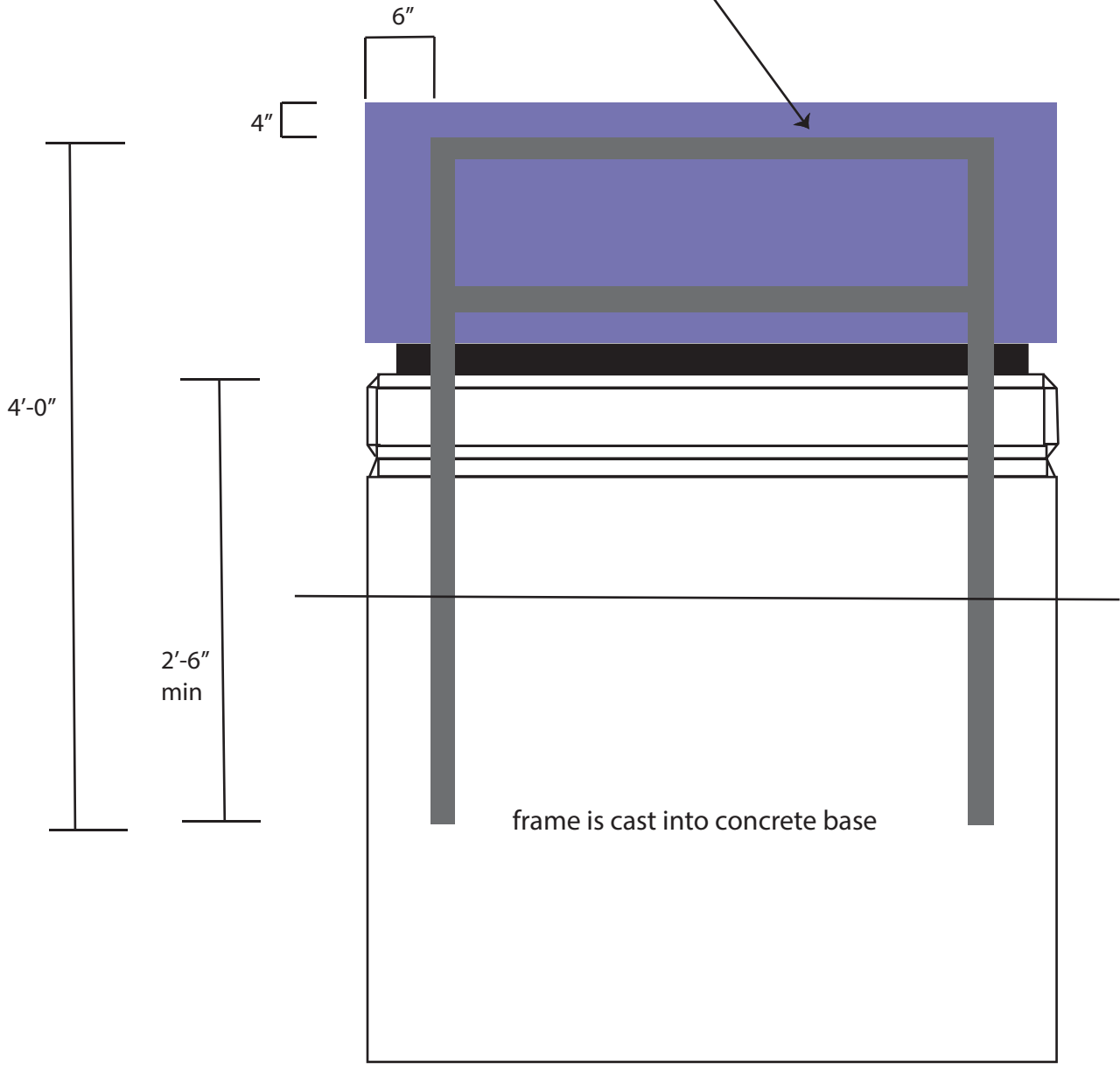


- SIGN #TBD LOCATION: (SPECIFY). CONFIRM LOCATION AND ORIENTATION WITH UNIVERSITY PLANNER'S OFFICE.
- CONTRACTOR TO PROVIDE SHOP DRAWING FOR OWNER APPROVAL (UNIVERSITY PLANNER'S OFFICE).
- FABRICATE NEW SIGN WITH STAINLESS STEEL PANELS, THEN PRIME, PAINT, APPLY VINYL LETTERS AND LOGO. INSTALL ON NEW CONCRETE BASE.
- SIGN IS TO BE DOUBLE-SIDED (2 PANELS) - NOTE: TWO STEEL PANELS ARE HUNG ON EITHER SIDE OF THE J-TUBING FRAME AND ARE SEPARATED BY THE FRAME. FRAME MUST BE CAST INTO CONCRETE BASE. REFER TO ADDITIONAL DETAIL SHEET.
- SIGNFACE: 16 GA STAINLESS STEEL PRIMED (2 COATS MINIMUM), PAINTED (2 COATS MINIMUM) WITH MATTHEWS PAINT TO MATCH PMS BLUE 282, SATIN.
- LETTERING FOR BUILDING NAME AND ADDRESS: FONT - UNIVERS 67 CONDENSED BOLD, UPPER AND LOWER CASE; HIGH PERFORMANCE WHITE VINYL.
- LOGO CONSISTS OF BLOCK M AND WORDS "UNIVERSITY OF MICHIGAN." OWNER TO PROVIDE AN IMAGE FILE (NO FONTS). AUTOCAD FILE ALSO AVAILABLE. BLOCK M TO BE HIGH PERFORMANCE SUNFLOWER YELLOW VINYL. WORDS "UNIVERSITY OF MICHIGAN" TO BE HIGH PERFORMANCE WHITE VINYL.
- FILLER STRIP (REVEAL): STAINLESS STEEL PRIMED (2 COATS MINIMUM), PAINTED (2 COATS MINIMUM) WITH MATTHEWS PITCH BLACK SEMI GLOSS.
- J-TUBING: PREPARE SURFACE PER PLANS, PRIME, PAINT WITH MATTHEWS PAINT TO MATCH PMS BLUE 282.
- INSTALL ON NEW CONCRETE BASE W/ RUSTICATION DETAIL. CONCRETE SHOULD BE 4000 PSI WITH 6% AIR ENTRAPMENT. REPAIR CONCRETE/LANDSCAPING/LAWN AS NEEDED. PER U-M STANDARDS AND DETAILS.

Additional signage details



1-1/2" x 1-1/2" stainless steel square tube frame on which the panels are hung



example to show color pattern:
blue background; white lettering; yellow M

