



DESIGN GUIDELINE 5.10 **GENDER INCLUSIVE ROOMS**

Scope

Each new building or major renovation project requires the inclusion of at least one single occupancy gender inclusive restroom, as part of the project. Buildings that contain locker rooms, shower rooms, or other gender specific facilities shall include at least one single occupant, gender inclusive room for each function. Exceptions may be granted by Associate Vice President for Facilities and Operations, only under unusual, well-documented circumstances provided in writing by the unit or division funding the project.

Related Sections

U-M Design Guideline Sections:

[6.0 DG 101400 Signage](#)

[6.0 DG 102800 Toilet Accessories](#)

[8.2 Architectural Preferred Manufacturers List](#)

Design and Installation Requirements

Gender inclusive rooms shall be barrier free and located on a barrier free path of access. Construction documents and room signage shall label them simply by room function (i.e. “Restroom”, “Shower”, etc.).

Restroom: Locate at least one restroom so that it is convenient for the majority of building occupants. Signage shall include room name “Restroom” or "Gender Inclusive Restroom", room number, international symbol of accessibility, and changing table pictogram (if provided).

Locker room: Locate locker room near separate gender locker rooms and with equivalent access to adjoining rooms and facilities. Review quantity needed with Design Manager. Signage shall include room name “Locker Room”, room number, international symbol of accessibility, locker pictogram, and changing table pictogram (if provided).

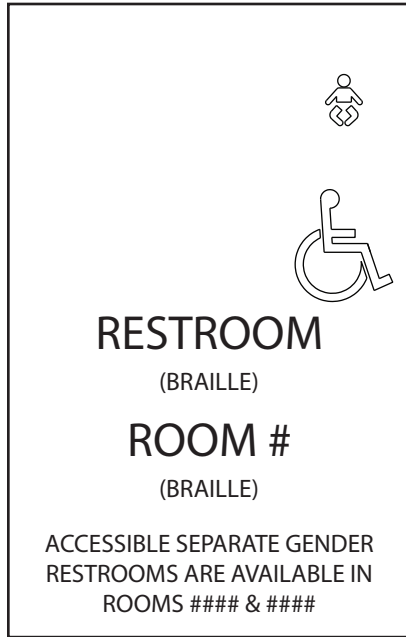
Shower: Locate shower room near separate gender shower rooms and with equivalent access to adjoining rooms and facilities. Review quantity needed with Design Manager. Signage shall include room name “Shower”, room number, international symbol of accessibility, shower pictogram, and changing table pictogram (if provided).

Provide the following:

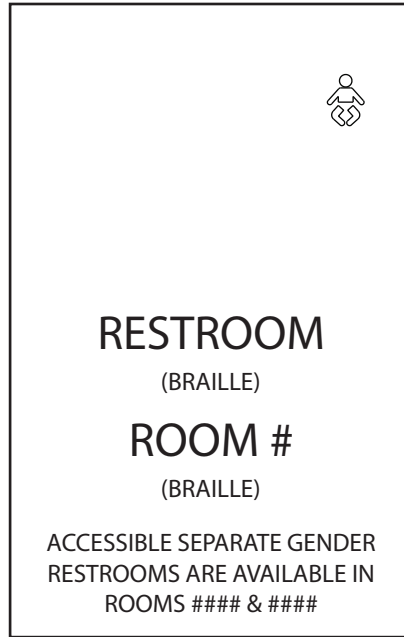
- Door with a privacy lock (lockable with thumb turn inside, single function for egress, keyed override, and room occupancy indicator)
- Equivalent amenities to separate gender facilities.
- Restroom:

- Water closet and lavatory as a minimum. Where other restrooms in the building provide showers, changing areas or other amenities, include those as well.
- Applicable restroom accessories. Consider additional accessories such as a baby changing station.

APPENDIX A: SIGNAGE STANDARDS FOR SPECIFIC ROOM TYPES



SINGLE OCCUPANT
RESTROOM
BARRIER FREE
CHANGING STATION

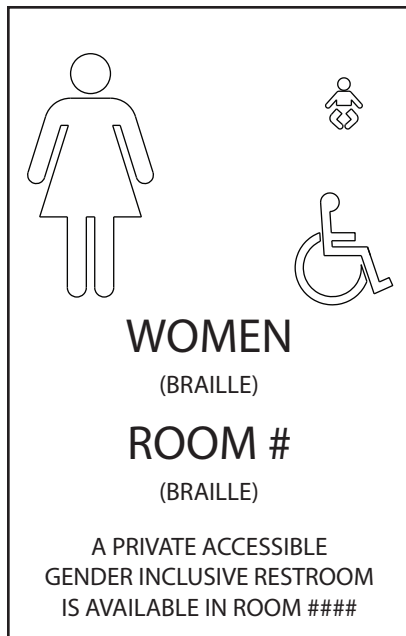


SINGLE OCCUPANT
RESTROOM
NOT ACCESSIBLE
CHANGING STATION

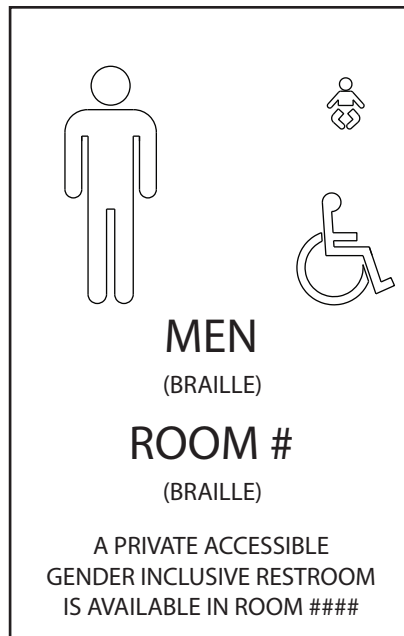
GENERAL NOTES

1. REMOVE WORD "ACCESSIBLE" IF NEAREST IS NOT ACCESSIBLE.
2. REMOVE INT. SYMBOL OF ACCESSIBILITY IF FACILITY IS NOT ACCESSIBLE.
3. PICTOGRAMS ARE LOCATED IN QUADRANTS. IF A PICTOGRAM IS NOT NEEDED, DO NOT REARRANGE REMANING PICTOGRAMS.
4. ROOM NAME OPTIONS FOR SINGLE OCCUPANT ROOMS:
"RESTROOM" (SHOWN)
"GENDER INCLUSIVE RESTROOM"

GENDER INCLUSIVE RESTROOM SIGN STANDARD GUIDELINES

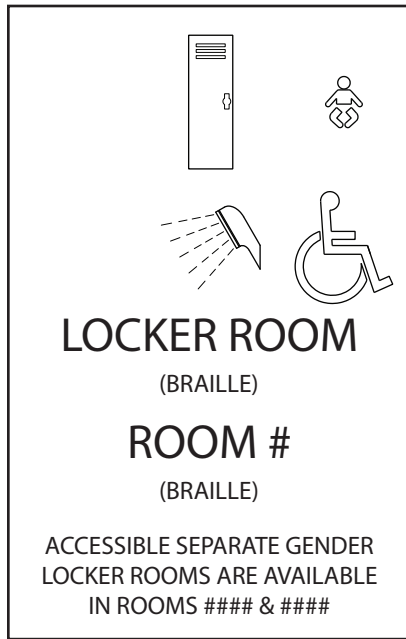


WOMEN'S RESTROOM
BARRIER FREE
CHANGING STATION

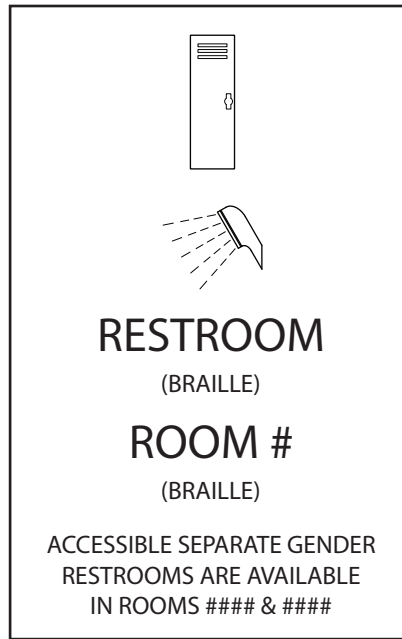


MEN'S RESTROOM
BARRIER FREE
CHANGING STATION

GENDER SPECIFIC RESTROOM SIGN STANDARD GUIDELINES



SINGLE OCCUPANT LOCKER ROOM
NO RESTROOM/SHOWER
BARRIER FREE
CHANGING STATION



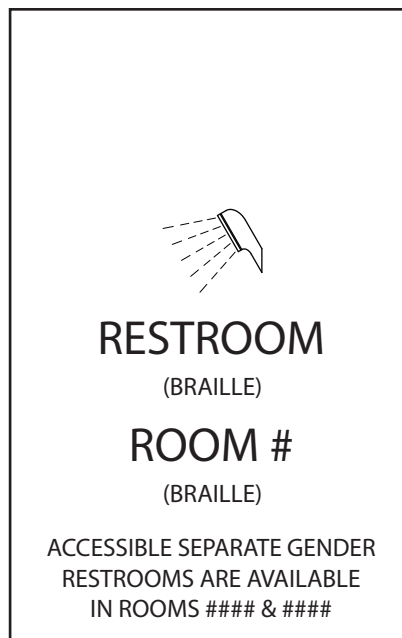
SINGLE OCCUPANT LOCKER ROOM
WITH RESTROOM/SHOWER
NOT ACCESSIBLE

GENERAL NOTES

1. REMOVE WORD "ACCESSIBLE" IF NEAREST IS NOT ACCESSIBLE.
2. REMOVE INT. SYMBOL OF ACCESSIBILITY IF FACILITY IS NOT ACCESSIBLE.
3. PICTOGRAMS ARE LOCATED IN QUADRANTS. IF A PICTOGRAM IS NOT NEEDED, DO NOT REARRANGE REMANING PICTOGRAMS.
4. ROOM NAME OPTIONS FOR SINGLE OCCUPANT ROOMS:
"___ ROOM" (SHOWN)
"GENDER INCLUSIVE ___ ROOM"



SINGLE OCCUPANT SHOWER ROOM
NO RESTROOM
NOT ACCESSIBLE



SINGLE OCCUPANT SHOWER ROOM
WITH RESTROOM
NOT ACCESSIBLE

GENDER INCLUSIVE ROOM SIGN STANDARD GUIDELINES



MEN'S LOCKER ROOM
NO RESTROOM/SHOWER
BARRIER FREE
CHANGING STATION



WOMEN'S LOCKER ROOM
WITH RESTROOM/SHOWER
NOT ACCESSIBLE

GENERAL NOTES

1. REMOVE WORD "ACCESSIBLE" IF NEAREST IS NOT ACCESSIBLE.
2. REMOVE INT. SYMBOL OF ACCESSIBILITY IF FACILITY IS NOT ACCESSIBLE.
3. PICTOGRAMS ARE LOCATED IN QUADRANTS. IF A PICTOGRAM IS NOT NEEDED, DO NOT REARRANGE REMANING PICTOGRAMS.
4. LOCKER ROOM NAMES OFTEN INCLUDE SPORT NAME. REVIEW WITH DESIGN MANAGER.



MEN'S SHOWER ROOM
NO RESTROOM
NOT ACCESSIBLE



WOMEN'S SHOWER ROOM
WITH RESTROOM
NOT ACCESSIBLE

GENDER SPECIFIC ROOM SIGN STANDARD GUIDELINES

APPENDIX B: UM STANDARD LACTATION ROOM PICTOGRAPH

